

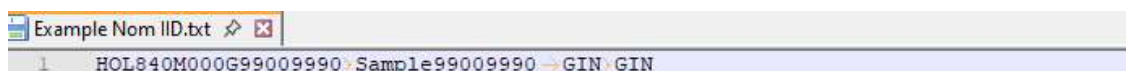
Nomination Upload Requirements

This file is used by DataGene to link an Animal ID with a Sample ID and to set the company (recipient) to receive the ABVs and the company (biller) to be invoiced.

Formatting:

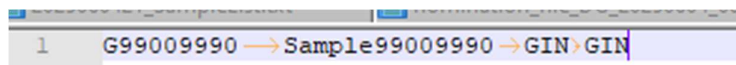
1. Text document
2. Tab delimited
3. UTF-8 encoded
4. Four (4) sections of data required:
 - a. Animal ID – can be International ID (19 characters) or National ID (9 characters)
 - b. Sample ID – should be unique for this test (Duplicated Sample IDs can cause issues)
 - c. Recipient Code (DataGene supplied code, 3 characters)
 - d. Biller Code (DataGene supplied code, 3 characters)
5. This file does not contain a header

Example Nomination using International Animal ID:



```
1 HOL840M000G99009990 Sample99009990 GIN GIN
```

Example Nomination using National Animal ID:



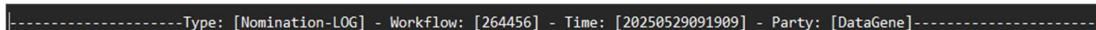
```
1 G99009990 Sample99009990 GIN GIN
```

Nomination Logs

Once your supplied file has been processed by our internal system, you will receive a log back to your MFT account.

The Nomination log is split into sections:

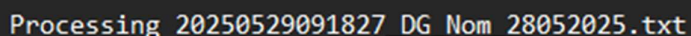
1. The Header:



```
-----Type: [Nomination-LOG] - Workflow: [264456] - Time: [20250529091909] - Party: [DataGene]-----
```

- a. This will give you information on the type of file the log is for, the workflow ID in DataGene's system, the time the file was processed, and the company code the file was loaded by.
- b. If you ever need DataGene support with uploading a file or reviewing a log, this is the information we will request to investigate the issue further.

2. The Processing line:



```
Processing 20250529091827_DG_Nom_28052025.txt
```

- a. This line informs you the file the log is referring to by supplying the file name.

3. Record Status:

Each Nomination supplied is processed on a record-by-record basis, once the file has been accepted and passed the formatting QA. A record can receive one of three statuses. Each record will be reported back in your log by the status. For records with status Rejected or Warning there will be an individual line for the record, with the number at the start of the line referring to the line number of the file being loaded. The log will always report any rejected records first:

a. Rejected:

- i. This means the record has an issue stopping it from being accepted by our system. You will need to review the data sent to us and potentially reload this nomination.

```
=====
Record status - REJECTED:
1 Animal ID <G990099900> is invalid format; REJECTED
=====
```

b. Warning:

- i. A warning status is received when a record has been uploaded into DataGene's system but there is an issue with it that will prevent ABVs being received or the information being linked.
- ii. The most common warning is when the system does not have all of the information supplied in the record. This will list the record as pending and your nomination will float in the system until the other information is received.

```
=====
Record status - WARNING:
2 PENDING: Animal <HOLAUSM00G990099900> and sample <AS456789> are not on DataGene database: Data required; WARNING
=====
```

c. Successful:

- i. The supplied data has been accepted into our database.

4. A final count of the number of records supplied in the file and per status is supplied:

```
=====
5 records; 3 records imported SUCCESSFULLY; 1 records with a WARNING; 1 records REJECTED.
```

Complete Nomination Log:

```
-----Type: [Nomination-LOG] - Workflow: [XXXXXX] - Time: [20250529091909] - Party: [DataGene]-----
Processing 20250529091827_DG_Nom_28052025.txt

=====
Record status - REJECTED:
1 Animal ID <G990099900> is invalid format; REJECTED
=====
Record status - WARNING:
2 PENDING: Animal <HOLAUSM00G990099900> and sample <AS456789> are not on DataGene database: Data required; WARNING
=====
2 Records: 0 Records SUCCESS; 1 Records with WARNING; 1 Records REJECTED
```